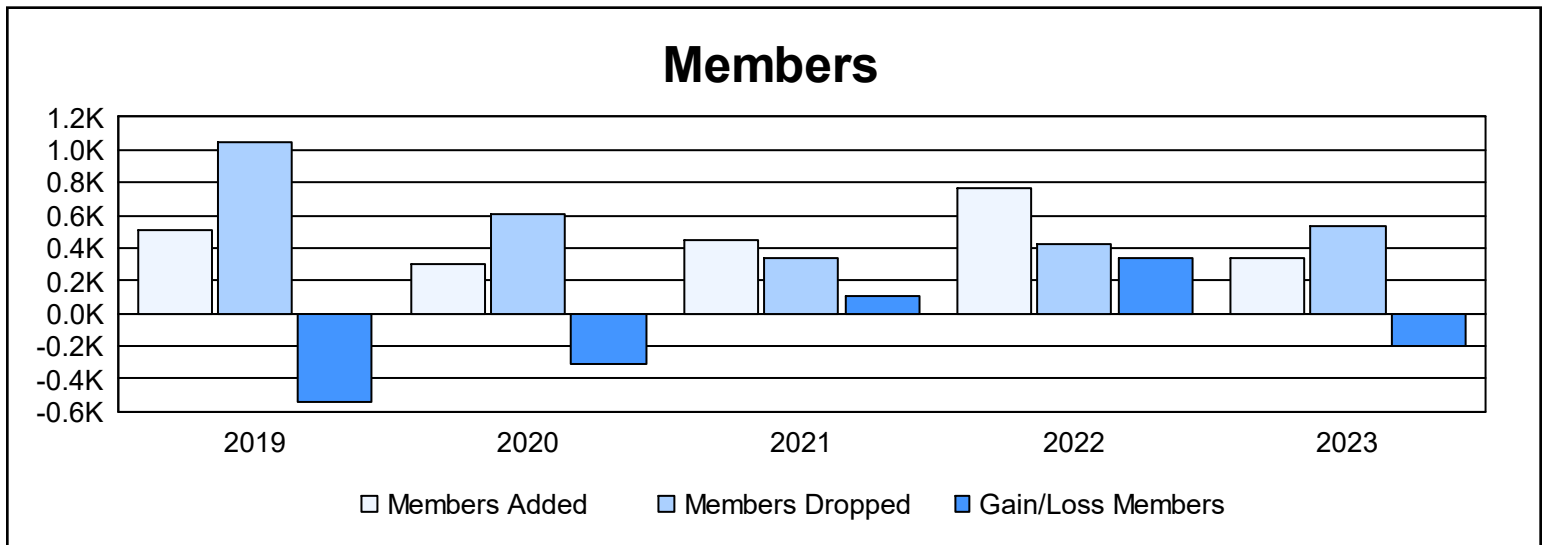
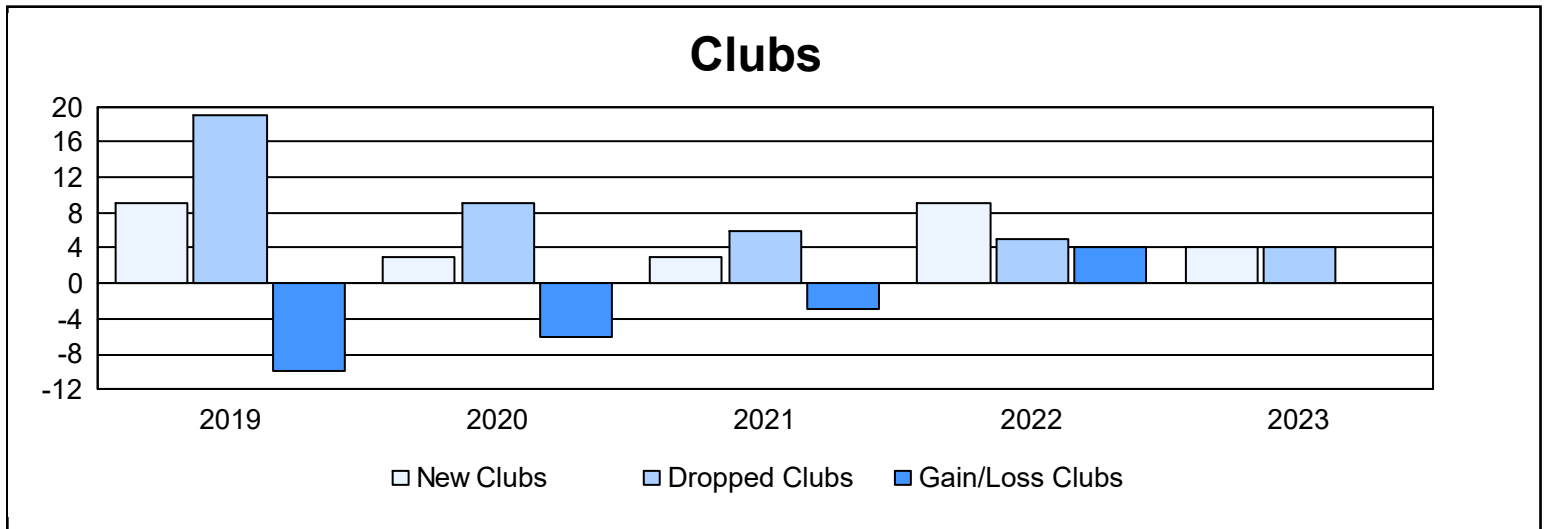
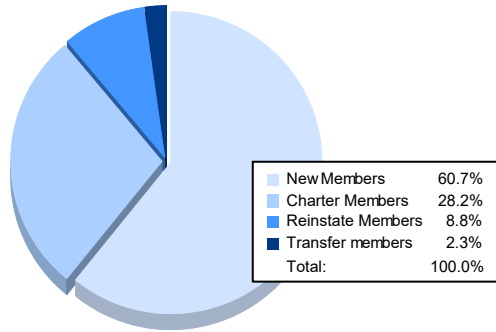


| Year | New Clubs | Dropped Clubs | Gain/ Loss Clubs | New Members | Charter Members | Reinstate Members | Transfer Members | Total Member Added | Total Members Dropped | Gain/ Loss Members |
|----------------|-----------|---------------|------------------|-------------|-----------------|-------------------|------------------|--------------------|-----------------------|--------------------|
| 2018-2019 | 9 | 19 | -10 | 206 | 222 | 60 | 16 | 504 | 1,048 | -544 |
| 2019-2020 | 3 | 9 | -6 | 167 | 83 | 46 | 10 | 306 | 613 | -307 |
| 2020-2021 | 3 | 6 | -3 | 328 | 87 | 22 | 16 | 453 | 341 | 112 |
| 2021-2022 | 9 | 5 | 4 | 515 | 219 | 24 | 8 | 766 | 429 | 337 |
| 2022-2023 | 4 | 4 | 0 | 207 | 96 | 30 | 8 | 341 | 539 | -198 |
| Average | 6 | 9 | -3 | 285 | 141 | 36 | 12 | 474 | 594 | -120 |



Membership Composition June 2023 Cumulative



Gender Composition June 2023 Cumulative

